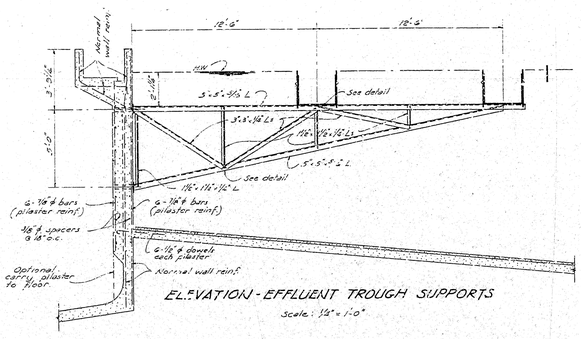

ELEVATION - EFFLUENT TROUGH SUPPORTS

Scale: 1/4" = 1'-0"

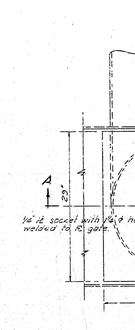

PLAN

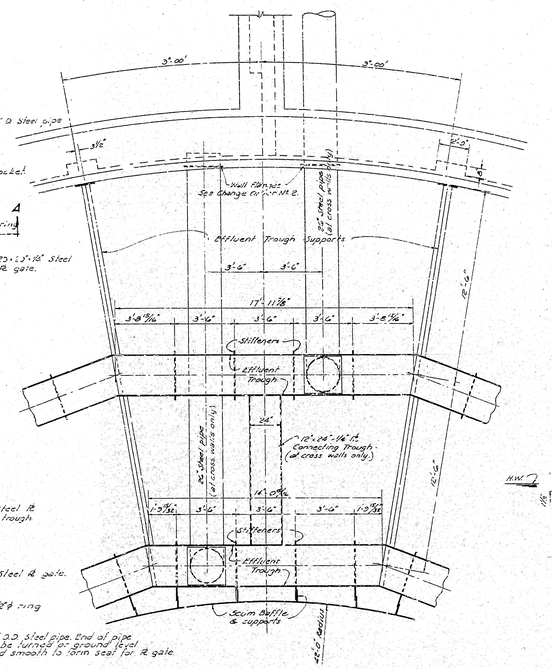

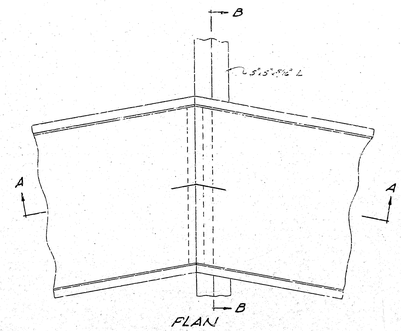

PLAN

TYPICAL EFFLUENT TROUGH

Scale: 1" = 1'-0"

NOTE - Bottom of "V" notches to be set 0.20 ft below high water elevation ± 0.01 ft.

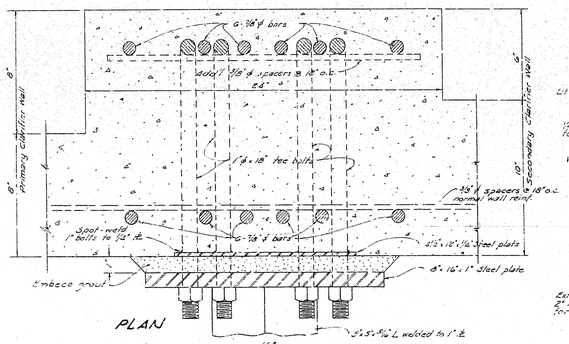

PLAN

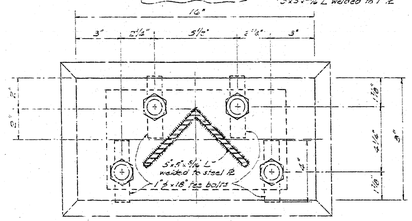

ELEVATION

DETAIL - TROUGH SUPPORT ANCHORS

Scale: 3" = 1'-0"

PRIMARY & SECONDARY CLARIFIERS

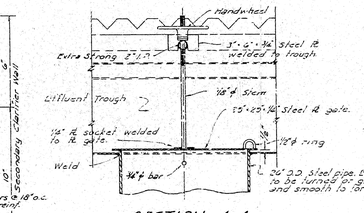

SECTION A-A

PLAN - EFFLUENT TROUGH TYPICAL SECTIONS

(Not true scale)

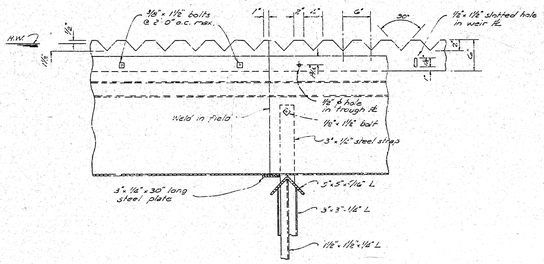

SECTION A-A

Scale: 1" = 1'-0"

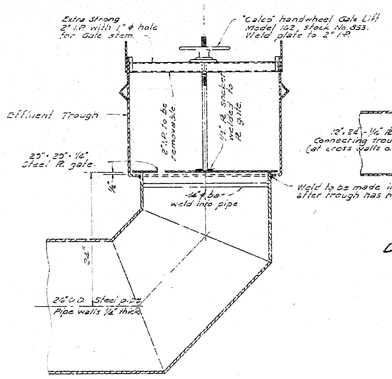

SECTION B-B

DETAIL - EFFLUENT TROUGH GATES

(1 REQUIRED)

Scale: 1" = 1'-0"

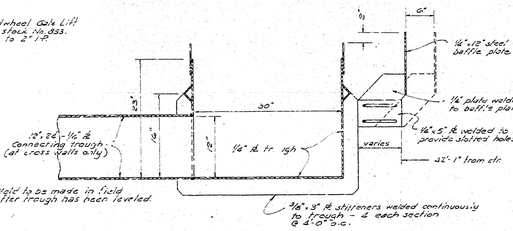

DETAIL - TROUGH STIFFENERS & BAFFLE PLATE

Scale: 1" = 1'-0"

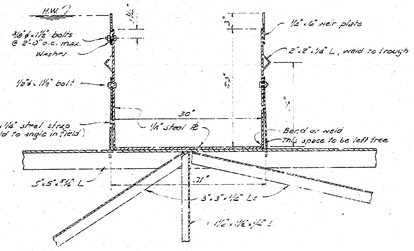

SECTION B-B

Scale: 1" = 1'-0"

NOTE - All welds to be adequate to develop 22,000 psi stress in members.

REVISED "AS BUILT"

NOTE - The Manufacturer shall verify and approve the design of all steel members. Submit alternate design for Engineer's approval.

SEWAGE TREATMENT WORKS

SAN BERNARDINO

CALIFORNIA

1958

CURRIE ENGINEERING COMPANY

CONSULTING ENGINEERS

CLARIFIER DETAILS

16

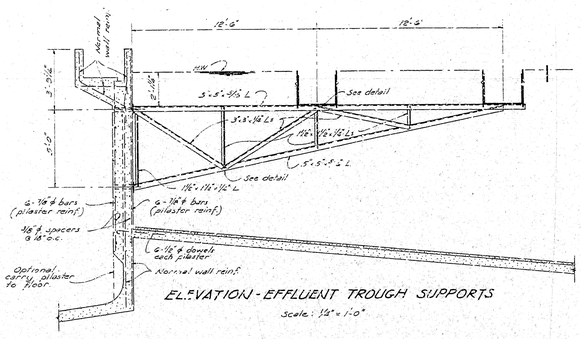

ELEVATION - EFFLUENT TROUGH SUPPORTS

Scale: 1/4" = 1'-0"

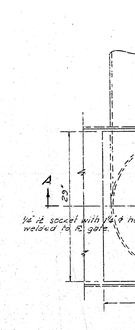

PLAN

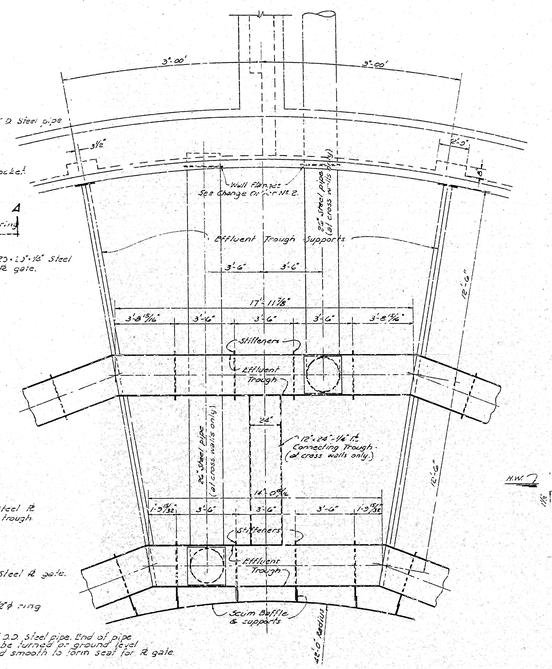

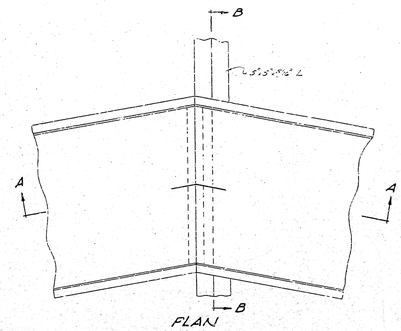

PLAN

TYPICAL EFFLUENT TROUGH

Scale: 1" = 1'-0"

NOTE - Bottom of "V" notches to be set 0.20 ft below high water elevation ± 0.01 ft.

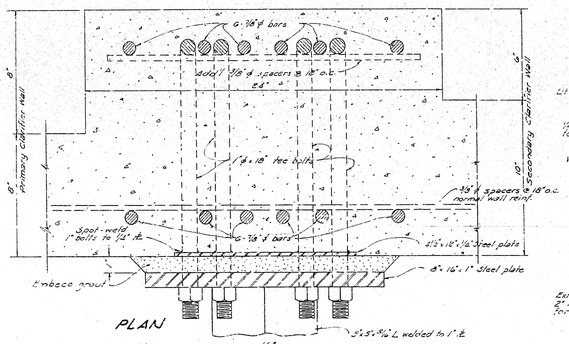

PLAN

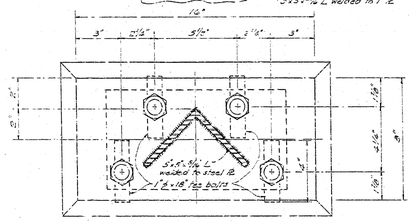

ELEVATION

DETAIL - TROUGH SUPPORT ANCHORS

Scale: 3" = 1'-0"

PRIMARY & SECONDARY CLARIFIERS

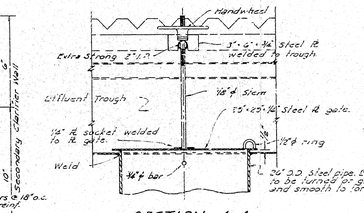

SECTION A-A

PLAN - EFFLUENT TROUGH TYPICAL SECTIONS

(Not true scale)

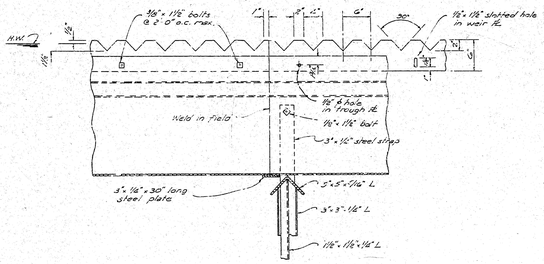

SECTION A-A

Scale: 1" = 1'-0"

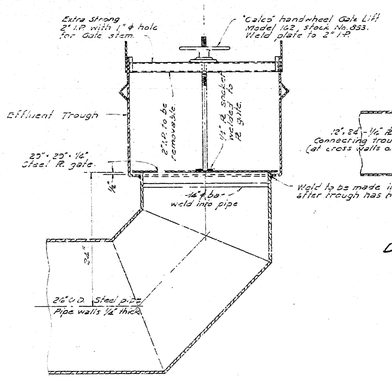

SECTION B-B

DETAIL - EFFLUENT TROUGH GATES

(1 REQUIRED)

Scale: 1" = 1'-0"

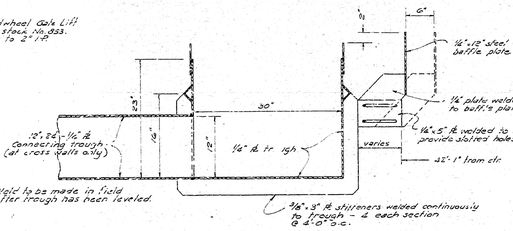

DETAIL - TROUGH STIFFENERS & BAFFLE PLATE

Scale: 1" = 1'-0"

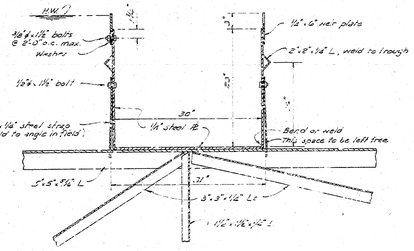

SECTION B-B

Scale: 1" = 1'-0"

NOTE - All welds to be adequate to develop 22,000 psi stress in members.

REVISED "AS BUILT"

NOTE - The Manufacturer shall verify and approve the design of all steel members. Submit alternate design for Engineer's approval.

SEWAGE TREATMENT WORKS

SAN BERNARDINO

CALIFORNIA

1958

CURRIE ENGINEERING COMPANY

CONSULTING ENGINEERS

CLARIFIER DETAILS

16